



How to guide for group managers

Tips for the group managers



Thank you!

A huge **Thank You** for taking on this role.


Group managers are the gate keepers for the group. Organizing can be a huge job. This is a high-level to help you through this.





COVID-19

- Unless some unforeseen reason we can not imagine - this event will happen.
- Covid-19 is here, we must move forward safely, and we will do our best with everyone's help.





Relax and Breathe

As a designated group manager (self-nominated or voluntold) your first job is to get the adults and girls excited and ready.



- Show the Jubilation History to your parents and girls (on the website)



- Choose a group name (silly, Dr. Suess, or where from themed)

- Additional support adults. Utilize and assign roles.





Remember ...



You don't have to do it all, you just need to make sure it all gets done.

Choose your adult support with care and thoughtfulness.

Training Required


You will be assigned training in gsLearn

- Jubilation
- GSUSA outdoor progression

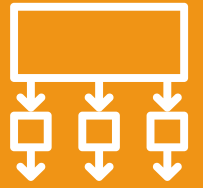
GSSSC training

- 401
- 402

First Aid / CPR



What are your next steps?



- Adult registration - Attendify
- Dec 1, 2021



- Girl registration - CampDoc
- Dec 17, 2021



- Training



- Planning



- Girl Payments/Invoices/cookie dough

