
Make Your Dreams Possible – Journey to Jubilation



A multi-session activity for leaders and girls to get the most out of planning and attending Jubilation 2018



As with any Girl Scout trip or event, preparation is as important as the event itself – for both the adults and the girls.

Working in partnership with your girls during any trip or event preparation offers a fantastic opportunity for skill-building, confidence-building, and leadership development. And, by being fully prepared, everyone will get more out of the event itself, things will run smoothly, and calm will prevail so that fun can be the priority.













This “Make Your Dreams Possible - Journey to Jubilation” is an event merchandise activity for Adults and Girls that can be integrated into your group year plan. It is designed like one of the Leadership Journeys, offering suggested session plans and facilitation tips to engage your girls in a fun, girl-led, series of learning activities.

The event can be attended by individual troop or multiple troops/groups if camping/traveling together. The “Make Your Dreams Possible – Journey to Jubilation” should be completed by the group.

Start by taking a look at the “Snapshot of the Journey” on the next page...

Snapshot of the Journey

Fall/Winter 2017 – June 2018

	MAGIC WAND SESSION	Event Overview - Adults and girls learn what they can expect at the event and see the connection between preparation and a great event weekend.	Page 10
	FAIRY SESSION	Your Jubilation Budget - Adults and girls develop their event budget, assess their money-earning goals, and make plans to raise the funds needed to attend.	Page 12
	UNICORN SESSION	Group Readiness - Adults and girls assess their group and personal readiness for a weekend event that involves outdoor living.	Page 18
	DRAGON SESSION	Staying Safe - Adults and girls review all of the safety considerations for a weekend event, including the buddy system, adult supervision ratio, transportation, etc.	Page 23
	MASQUERADE SESSION	Girl Scout Traditions - Adults and girls review some of the great Girl Scout traditions that can enhance their enjoyment of Jubilation, such as SWAPs, Group flag and Make a Masquerade Dream Mask and bring to Jubilation.	Page 25
	CRYSTAL BALL SESSION	Getting Along - Adults and girls discuss group living and the behavior agreements that will be necessary to support a smooth, friendly, and fun event.	Page 26
	CASTLE SESSION	Outdoor Living - Adults and girls will learn the basic outdoor living skills needed for the event.	Page 27
	MAGIC LAMP SESSION	Good Eats! Adults and girls will develop their meal plans, how they are going to shop, cook, and store food at the event.	Page 32
	DREAM SESSION	Equipment Planning - Adults and girls will plan what equipment they need and make plans to acquire and pack their group equipment.	Page 39
	MAGIC STARS SESSION	All About Me! Adults and girls will develop their individual packing lists so that they can begin to gather everything they need for their personal care.	Page 41
	WIZARD SESSION	Make YOUR Dreams Possible – Review your journey and create your dreams and wishes to bring to Jubilation.	Page 43
AFTER EVENT - SUMMER 2018			
	WIZARD HAT SESSION	Reflection and celebration - After the event, adults and girls can reflect on their Jubilation experience.	Page 44

Tips for Planning Your Make Your Dreams Possible – Journey to Journey (J2J)

Benefits of the Journey Approach:

- Allows for flexibility in scheduling – you can do one session a week, four sessions at once, or all sessions together over an afternoon or weekend.
 - Depending on the experience and interests of your group, you can customize session activities and session length.
 - May lead your group in new directions and adventures even if all of your girls are not attending Jubilation.
 - Provides another learning-by-doing opportunity for adults to facilitate the GSLE.
-

Session Pages Descriptions

Goal: Goal of the Session and Activities

Materials and Resources: What items will be needed to complete the Core Activities

Facilitation of Session: Journey Session Activity Levels:

- Core Activities – These are the basics of what your group needs for Jubilation success. We estimate that completion of all core activities will total approximately 8 hours.
- Extra Activities – Consider doing the extra activities if your group is interested in learning more about the topic or your group needs more preparation.
- Advanced Activities – Great ideas for girls who have already attended Jubilation or have more experience at overnight trips and large group events.

Session Notes: Consider making notes about how your session went to share with other groups on the Jubilation App, or other ideas or activities you would like your group to work on.



Earning the Make Your Dreams Possible – J2J Dream Catcher

Completion of the Make Your Dreams Possible - Journey to Jubilation is **highly** recommended and is on your honor.

- The Make Your Dreams Possible – J2J is for all adults and girls attending.
- During the group final registration process you will be asked if you are working toward or you have completed the Journey to Jubilation. If you complete - your group will receive a Make Your Dream Possible - J2J Dream Catcher

Fall 2017 - Jubilation Readiness Training

- To get the most out of your Jubilation readiness activities, consider attending one of the fall Jubilation Readiness Training sessions. Check the schedule on the Jubilation web page.
-

Jubilation Website: www.jubilation-ssc.org

Questions? Email: info@jubilation-ssc.org

Costs, Registration, STEM and Safety

Event Costs

- \$50.00 for each participant (Group Leaders, Girls, Additional Adults)
 - \$45 per person
 - \$2.70 tax per person
 - \$2.30 Handling fee per person
 - \$50.00 Participant Registration Fee

Event Registration Dates

- December 1, 2017 - Group Leader Registration Opens (Intent to Attend).
- January 1, 2018 - Girl and Additional Adult Registration Opens.
- April 13, 2018 – Early Bird Deadline
- May 4, 2018 - Financial Aid Applications Due.
- May 4, 2018 – Final Registration Date on CampDoc. (last day to register)
- May 11, 2018 – Final Payment Due on CampDoc with Cookie Dough Turned In.
- May 31, 2018 – Last Day to Edit Health History on CampDoc.

CampDoc

- Jubilation is partnering with CampDoc.com for participant registration.
- CampDoc is a registration, health record and payment system.
 - Links will become available when group leader registration opens December 1, 2017
 - If you are new to CampDoc, you will need to create a [New Account on CampDoc](#).
 - If you had an account set up for the last Jubilation, you can go back to [CampDoc](#).
 - Sign in, or reset your password and you will be provided with your history; this will make it much easier when filling out information.



Registration Process:

- Group leaders (2) Register and Pay on CampDoc – Opens December 1, 2017
 - Check out the [Jubilation website](#) for information and the link to CampDoc to register as a Group Leader.

www.jubilation-ssc.org

- **Participant and additional adults Registration**
 - Registration Opens for Girls and additional adults on January 1, 2018.
 - Information will be emailed to the Group Leaders with information on how to register girls and additional adults.
 - Cookie Dough can be used for Girls attending Jubilation.


- **Group Final Registration**
 - Early Bird Registration –**April 13, 2018** – First to complete registration, first to pick a camp spot.
 - As Groups complete their registration, they will be given opportunity to pick their camping spot. Early Bird Groups are first to pick and begin after April 13, 2018. Groups that complete after Early Bird will pick their spot in order of completion date.
 - What is a complete final registration mean?
 - ALL paperwork complete -
 - All Participant Registration complete on CampDoc.
 - Completed payment
 - Completed Health History
 - Completed Registration
 - VALID Copy of current First Aid and current CPR cards are uploaded to CampDoc.
 - VALID Copies of current Insurance and current Drivers Licenses are received for all drivers and uploaded to CampDoc.
 - All Girls registered Girl Scouts.
 - All Adults approved volunteers.
 - Final Registration Date **May 4, 2018**
 - Over Ratio Adults will be asked to assist with event program. During the final group registration process these adults will be identified.
- **Payments – All payments due May 11, 2018**
 - Cookie Dough can be used for Girl Registration.
 - Participant payments are paid on the CampDoc.com secure site.

All adults must complete the GSSSC Volunteer Approval Process

If you are not yet an appointed volunteer, start the [volunteer process](#).

1. Start by contacting your Troop Leader and have her complete the Troop Volunteer Approval Form (located on the Council’s website).
2. Submit the completed form to the Council Office in Boise.
3. Once the form is received, you will be guided to register as a Girl Scout (if not already}, and asked to submit information for a background-check.
4. Once all of the above are complete, you will receive an appointment letter.

Note: This process can take up to 2 weeks, so be sure to get started early so that you don’t hold up your group’s registration process. And, remember, all adults in the presence of girls more than two times per year or attending an overnight event **MUST** be an approved volunteer.



NEW 2018 – The Jubilation App

- Available for download after you complete your Group Leader Registrations.
- We are encouraging your phones at the Jubilation!
- Leading up to Jubilation - Adults and older girls will use the App to post planning and preparation activities.
 - Pictures of meetings, meal planning, making your flag and making SWAPS.
 - Showing your excitement!
 - Connecting with groups and adults before arriving.
 - Get to know your neighbors for the weekend.
 - Advice from leaders and girls who have been before.
- Earn Badges and Points
 - App "Badges" and Points will be earned the more you participate in the App by posting.
 - Prizes will be awarded for your participation in our App.
- During Jubilation, the app will have schedules, reminders, and emergency information at your fingertips.
 - Prizes will be awarded for your participation in our App.
- Girls over the age of 13 are allowed to download the app with group leader and parent approval
- Please review and abide by the [Internet Safety Pledge](#)
- Girl Scout's best behavior is expected while using the Jubilation App.

Have you heard of Snapchat Filters?

- It's in the works too.....

Keep watching the web site for all the "STEM" happenings



Become a Safety Expert

Caution Session of this Journey is dedicated to Safety with girls. Prior to this session take the time to review the latest [Safety Guidelines](#).

Being safety prepared includes:

- **At least one adult in your group complete the [Trips Overnight Training \(Course #401\)](#) and**
- **At least one adult in your group currently certified in Enrichments Training [CPR and First Aid](#).**
- *You can take advantage of first-aid/CPR training offered by chapters of the American Red Cross, National Safety Council, EMP America, American Heart Association, or other sponsoring organizations approved by our Council. As a partner of GSUSA, American Red Cross offers discounts on certification courses. To sign up for discounted Red Cross courses, contact the Council Program Dept. at 208-322-2011 ext. 7256. Try to take age-specific CPR training, too—that is, take child CPR if you're working with younger girls and adult CPR when working with older girls and volunteers.*
- **Caution:** *First-aid/CPR training that is available entirely online does not satisfy Girl Scouts' requirements. Such courses do not offer enough opportunities to practice and receive feedback on your technique. If you're taking a course not offered by one of the organizations listed in the previous paragraph, or any course that has online components, get approval from our Council.*

Ensure these have been completed prior to your final group registration.



*Jubilation Training
Requirements—*

*Training Course #401
CPR and First Aid*

Jubilation & The Girl Scout Leadership Experience

Before we dive into the journey, let's do a brief review of the Girl Scout Leadership Experience and see how we can remain intentional when working with girls to give them the greatest possible leadership development benefits.



Let's start with the Three Keys to Leadership:



DISCOVER The **Discover** key is all about a girl learning more about herself, her capabilities, her values, and her source of confidence. In any activity, as long as we are letting girls fully participate and are acknowledging their particular strengths, they will learn lots about themselves. As you progress through the Journey to Jubilation, be mindful of the fact that even though you are working as a group, each girl will be having her own personal journey of discovery.



CONNECT The **Connect** key is all about girls feeling like a part of the team, having ownership in crafting the group's shared goals, and recognizing how cooperation contributes to a project's success. Journey to Jubilation is so perfect for this since it is about preparing as a group for a great group experience. You will have many opportunities to facilitate teamwork and cooperation and helping each girl feel the power of good teamwork and cooperation.



TAKE ACTION The **Take Action** key is about girls becoming empowered to create positive change. Although Journey to Jubilation does not include a Take-Action project, that doesn't mean girls aren't learning something valuable about Take Action. Through this journey, girls continue developing the Discover and Connect keys that are the foundations for future Take Action power.

Next, let's see how we can enhance the learning of the three keys:



Girl Led – Let girls take the lead whenever you can, in ways that are appropriate for their age and developmental stage. Give them a role in planning the journey sessions, deciding on the supplies or how you will do a particular activity. Let them lead activities or a small part of an activity, or let older girls help younger girls. The possibilities are endless. The important thing is to let girls FEEL a sense of ownership and have a real chance to experience leadership in small or big ways.

Learning By Doing – Don't just talk – DO! Take advantage of the many opportunities in this journey for hands-on learning. And, don't forget, one of the important elements of learning-by-doing is taking time for reflection, which allows us to integrate new knowledge into our "body-computers". Do simulations, role-play, white-board, anything to keep it physical. Your girls will come up with great ideas for this – just ask. Then, take time for short discussions, reflection, and journaling if that's what your girls would like to do.

Cooperative Learning – Set the stage in both obvious and subtle ways for a learning environment built on cooperation and respect. Make it clear that this is a team effort, everyone's input is valued, and that the power of team is enhanced by blending everyone's unique talents and ideas. Cooperative learning will translate to cooperative doing!